

LUMIPULSE[®] G600II



SIMPLIFY YOUR WORK USING LUMIPULSE G600II AS A PERSONALIZED SOLUTION



The bench-top CLEIA analyzer
utilizing mono-test cartridges

LUMIPULSE is a registered trademark of Fujirebio Inc.



LUMIPULSE® G600II

SIMPLIFY YOUR WORK USING LUMIPULSE G600II AS A PERSONALIZED SOLUTION

01 SIMPLE OPERATION

- Less than 10 minutes daily maintenance
- Simple menu navigation
- Limited hands-on time

02 PROVEN RELIABILITY


- Meantime between failure 1147* days (*figures March 2017)

03 STABLE, SIMPLE CALIBRATORS

- Most assays use 2-3 point calibrations and stable for 30 days

04 COMPACT DESIGN

- Benchtop format
- W: 890, D: 725, H: 642 (mm)



06 CONSTANT THROUGHPUT

- 60 tests/hour independent of assay combinations or assay format ordered
- One result per minute
- Automated dilution
- Silent automate


05 NO SPECIMEN CARRY-OVER

- Instrument uses disposable sample tips equipped for level sensing and clot detection



BIDIRECTIONAL CONNECTIVITY RS/232 protocol

Sampling unit



MONO-TEST CARTRIDGE


01 INTERCHANGEABLE
ON ALL LUMIPULSE
G-SERIES INSTRUMENTS

02 COST
TRANSPARENT

03 FACILITATES BATCH SIZES
AS SMALL AS 1 SPECIMEN

07 IDEAL FOR

- Satellite, outpatient and emergency lab
- esoteric or low volume assays in core lab



04 IDEAL FOR
LOW- AND MIDSIZED
THROUGHPUT

06 UNLIKE BOTTLE REAGENT SYSTEMS,
NO WASTAGE FROM ON-BOARD EXPIRY

05 EXCELLENT PRECISION
LEAD TO MORE RELIABLE RESULTS,
<5% TOTAL CV FOR MOST ASSAYS

	Number of different assays simultaneously onboard	Throughput	Reaction time	Sample capacity	Reagent capacity	Sampling volume	Menu
SPECIFICATION G600II	Up to 8	60 tests/hour	25 minutes	Up to 36 samples (incl 3 priority specimens)	112 tests on board (14 cartridges x 8 cassettes)	10~140µL	>50 assays



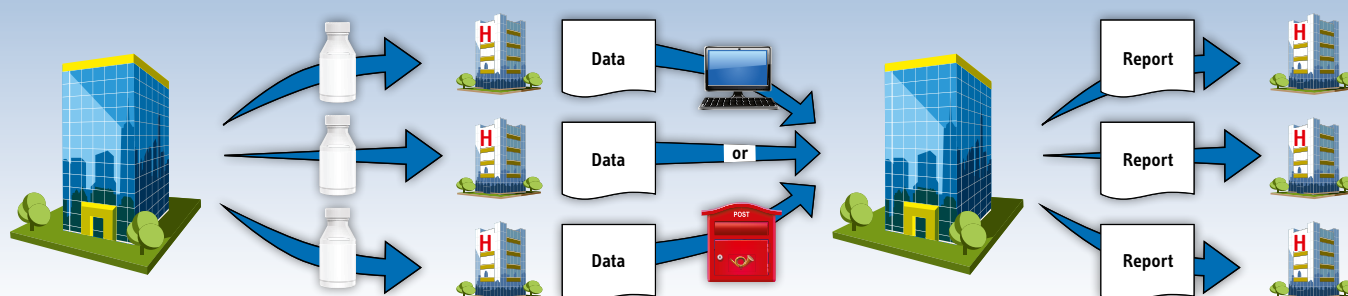
Sample tip storage unit



ONBOARD REFRIGERATION most 14-test cassettes are stable for 30 days onboard

THE LUMIPULSE CONTROL SURVEY

Is a complimentary service offered to all Lumipulse users. It is an annual external control survey on LUMIPULSE systems, that has been conducted in Japan since 1994 on a nationwide scale, and since 2013 has evolved into a global survey.



The Lumipulse Control Survey is an important tool to monitor and improve assay performance. By evaluating assay performance in the field, valuable insights to product performance can be used to identify opportunities for assay improvement. Service in agreement with ISO15189 accreditation requirements.

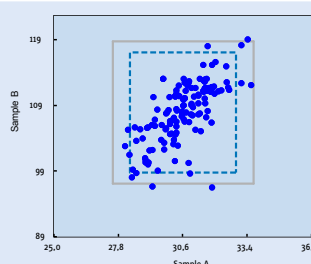
CUSTOMER'S VOICE PUNTOLAB, SALAMANCA

This control survey is a great help because it allows us to estimate variability and stability of the analytes used in daily practice, as well as see where we can improve.

EXAMPLE FOR CA125

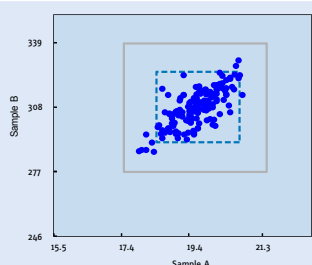
2007

	Sample A	Sample B
n	132	132
SD	1.16	4.54
CV	3.8	4.2



2016

	Sample A	Sample B
n	150	149
SD	0.61	8.83
CV	3.2	2.9



If you are interested in designing your own personal solution, please contact your local representative.